







Alocasia baginda 'Silver dragon' (Ariods351)

€ 27.25














The Alocasia baginda 'Silver dragon' is a popular eye-catching houseplant with its large gray leaves. The Alocasia baginda is not called 'elephant ear' for nothing. A white flower can be found in the center of the plant, which makes it easy to see that this tropical species is part of the arum family. Alocasia baginda 'Silver dragon' can be placed outside during the warm months.



Plant type:	Place:	Adult width:	Light:	Watering:	Araflora info
					
evergreen					HYBRIDE
foliage plant	indoor	<20 cm	no direct sun	normal	hybrid

Product info

Alocasia baginda is native to the humid tropical forests in Borneo. The plant can grow to about half a meter in height. Much of this length is taken up by the huge arrow-shaped leaves. The upper side of these leaves is dark green and has a shiny glow. The underside hides a striking purple-colored vein system. Alocasia baginda has a characteristic white flower, a rod with numerous small flowers is surrounded by a specially shaped leaf.

Height: 20 cm		Width: 15 cm	
Adult height: <50 cm		Adult width: <20 cm	
Flower colour: red		Flower period: all year	
Product: plant		Plant type: foliage plant	
Growth habit: normal		Growth rate: normal	
Araflora info: hybrid		Natural habitat: South-East Asia	
Altitude range: 0-1500 m			

Plantcare

Place the Alocasia baginda 'Silver dragon' in a bright spot, out of direct sunlight. The temperature should be between 15 and 25°C and a high humidity. During the summer, the plant can also be placed outside, with a minimum night temperature of 10°C. The top layer of soil may always dry out slightly before watering again. In the winter, the plant needs less water. The same applies to fertilization, which should be stopped completely in winter. In summer, Alocasia baginda can be fertilized at half strength every two weeks. You can use normal airy flower soil as a substrate. You can find this and other useful growing supplies in our 'Plant accessories' section. When leaves become yellow or have brown spots, remove them.

Care:
very easy



Place:
indoor



Place:
artificial lighting



Light:
no direct sun



Light:
semi sun



Fertilize:
little



Maintenance:
can be pruned



Watering:
normal



Watering tips:
free draining mixture



Watering tips:
water spraying



Air humidity at day:
60-80%



Air humidity at night:
80-100%



Temperature
< 15 °C



Day temperature
10-30 °C



Night temperature
12-18 °C



Temperature max:
30 °C



Temperature min:
15 °C



Soil ph:
< 5-8 >



Soil type:
peat



Repotting:
after 2 years

