

Sundew 'Drosera menziesii'; (CarniDr48a)

Drosera menziesii

€ 6.00

Drosera menziesii is a carnivorous plant from the sundew family, suitable for beginners. This species originates from southwestern Australia. This plant has an erect stalk containing several small rounded and heavy glandular leaves to trap insects with. Provide this plant with bright light and constant wet conditions. This species could grow indoors, larger terraria, greenhouses and could be kept outside in spring and summer.



Plant type:



carnivorous

Place:



indoor

Adult width:



10 cm

Light:



full light

Watering:



high

Araflora info



introduction

Product info

Drosera menziesii is a carnivorous plant from the sundew family growing up to 40 cm in length. Like every species within the genus Drosera, this plant uses its heavy glandular leaves to trap insects for nutrients. The higher the intensity of exposed light, the brighter red the leaves will be. This plant grows from small reddish tubers in the ground. This species does not grow from a basal rosette but its stem directly sprouts from its tuber. At the top of this stem, relatively big, bright, pink flowers could be produced by this species. Propagation is most easily done by removal of smaller tubers near the base of a mature plant. Also, harvesting and sowing seeds is possible.

Height:
5 cm



Width:
4 cm



Adult height:
5-10 cm



Adult width:
10 cm



Flower period:
Jan-July



Product:
plant



Plant type:
carnivorous



Growth habit:
normal



Properties:
special



Growth rate:
normal



Araflora info:
introduction



Natural habitat:
Australia/ New Zealand







Altitude range:

0-500 m



Plantcare

Drosera menziesii originates from loamy soils and granite outcrops of southwestern Australia. It grows in exposed, moist areas near grassy patches. For optimal growth, the optimal day temperature is around 25 degrees Celsius. In the night temperatures could drop to 15 degrees Celsius. In spring and in summer this plant could also grow outdoors but make sure temperature does not drop under 15 degrees Celsius. Place this plant in a mineral rich or peaty, water retaining medium that lacks nutrients and other dissolved salts completely. Clean peat or horticultural sand are some examples. Provide this species with bright to very bright light conditions such as direct sunlight or strong artificial lights. Prevent this plant from drying out at all times when growing actively. To maintain swampy or soggy conditions, it is possible to place a perforated pot in a tray of water. Always use demineralized water; water containing even a low concentration of minerals could burn the sensitive roots. Fertilizer is best to avoid but it is possible to feed this plant with caught insects once per month.

Care: normal		Place: indoor	
Place: artificial lighting		Light: full light	
Artificial light height: 0-20cm		Fertilize: none	
Maintenance: prune dead stalks		Watering: high	
Watering tips: standing in water		Watering tips: no-water spraying	
Air humidity at day: 60-100%		Air humidity at night: 80-100%	
Air movement: normal		Temperature 15°C	
Day temperature 15-25°C		Night temperature 10-20°C	
Temperature max: 30°C		Soil ph: < 7	
Soil type: peat		Repotting: after 2 years	