







Orchid 'Condylago rodrigoii' (Orchid289)

Condylago rodrigoii

€ 14.00















If you're looking for a strange, striking orchid, look no further! The flowers of *Condylago rodrigoii* are mostly purple and green, but also have a lot of white hairs on its petals. *Condylago* thanks its name to the lip which shoots upwards when it's touched. At the base of the lip you can see a shiny pellet, which makes the Colombian *Condylago rodrigoii* one of the most remarkable orchids.



Plant type:	Place:	Adult width:	Light:	Watering:	Araflora info
					
flowering plant	indoor	10 cm	no direct sun	normal	botanical

Product info

Condylago rodrigoii is named after the Colombian Rodrigo Escobar, the first botanist that was able to successfully cultivate this orchid. It's quite a small orchid, which makes it suitable to keep in a terrarium. The leaves won't often get any bigger than 5 centimetre. The flowers extend high above it, from stalks of 25 centimetre. Each opening up separately, the flowers can survive for years. Insects visiting *Condylago rodrigoii* will be hit into the pollen by the moving lip, ensuring pollination.

Height: 5 cm		Width: 5 cm	
Adult height: 40 cm		Adult width: 10 cm	
Flower period: all year		Temperature winter: 10 °C	
Product: plant		Plant type: flowering plant	
Growth habit: normal		Properties: limited	
Growth rate: normal		Araflora info: botanical	
Natural habitat: South America		Altitude range: 0-1000 m	

Plantcare

Condylago rodrigoii flourishes in warm environments around 25°C. Don't let the temperature drop below 15°C or rise above 30°C. A humidity around 80% is preferred by Condylago rodrigoii. Keep it in a light spot, avoiding direct sunlight. For the best results, water the plant using rainwater or distilled water whenever the substrate dries slightly. In practice this will be watering three to five times a week. A proper airflow will help prevent infections and disease. Orchid-mix will be a suitable substrate. You can find this and other components in our 'Plant Accessories' section. Make sure moisture is able to drain from it. If your orchid gets too big, feel free to prune it.

Care:
easy



Place:
indoor



Place:
artificial lighting



Light:
no direct sun



Light:
semi sun



Fertilize:
medium



Maintenance:
can be pruned



Watering:
normal



Watering tips:
not standing in water



Air humidity at day:
60-90%



Air humidity at night:
70-90%



Air movement:
No-air movement



Temperature max:
30 °C



Temperature min:
15 °C



Soil ph:
<6-7>



Soil type:
mixed



Repotting:
after 1 year

